

Winger Electronics WEERGB01-CS 5mm RGB LED, Common Anode



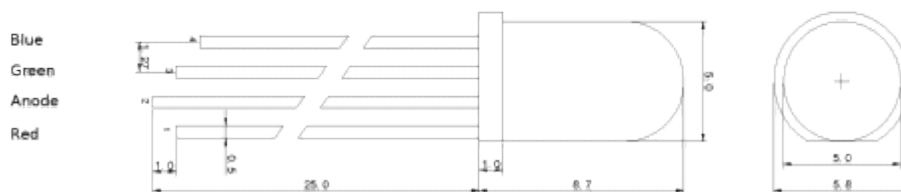
ATTENTION
OBSERVE PRECAUTIONS
FOR HANDLING
ELECTROSTATIC
SENSITIVE DEVICES



Description

- 5mm DIP LED
- Emitting Color: Red, Green, Blue

Dimension figure



Unit: mm
Tolerances: ± 0.25 mm

Absolute Maximum Ratings

Item	Symbol	Absolute Maximum Rating	Unit
Forward Current	I_F	3x 20	mA
Peak Forward Current *	I_{FP}	3x 100	mA
Reverse Voltage	V_R	5	V
Power Dissipation	P_O	210	mW
Operating Temperature	T_{OPR}	-30 ~ +60	°C
Storage Temperature	T_{stg}	-40 ~ +85	°C
Lead Soldering Temperature	T_{SOL}	Max. 5 sec @ 260	°C

* I_{FP} Conditions: 1/10 Duty Cycle, 0.1ms Puls Width

Typical Optical/Electrical Characteristics

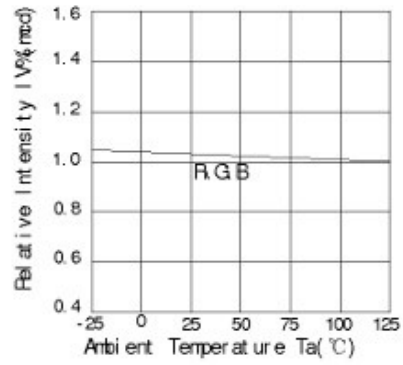
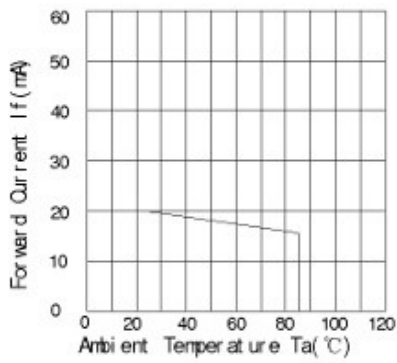
Item	Symbol	Condition		Min.	Typ.	Max.	Unit
Forward Voltage	V_F	$I_F=20mA$	Red	1,8	2	2,2	V
			Green	2,8	3,2	3,4	
			Blue	2,8	3,2	3,4	
50% Power Angle				-	40	-	deg
Luminous Intensity	I_V		Red	900	1200	1400	mcd
			Green	4500	6500	7600	
			Blue	1800	2000	2400	
Dominant Wavelength	λ_D		Red	620	625	630	nm
			Green	515	525	530	
		Blue	465	470	475		
Recommended Forward Current	$I_{F(rec)}$			-	-	20	mA
Reverse Current	I_R	$V_R=5V$		-	-	5	μA

Notes:

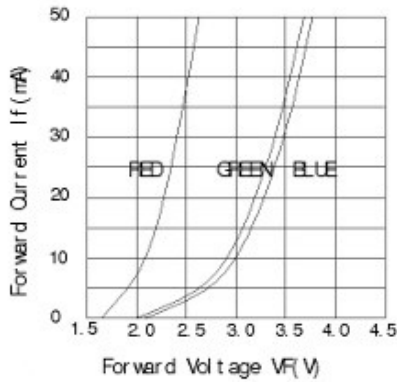
1. It's strongly recommended to limit die temperature to 55°C
2. Absolute maximum ratings $T_a=25^\circ C$
3. Measurement Tolerances of Forward Voltage $\pm 0.1V$
4. Measurement Tolerances of peak wavelength $\pm 2.0nm$
5. Measurement Tolerances of luminous intensity $\pm 15\%$
6. Measurement Tolerances of angle intensity $\pm 15\%$

Typical electrical and optical characteristics

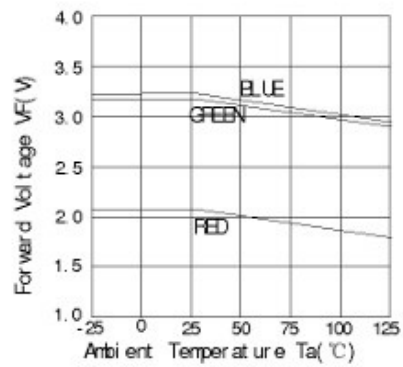
Forward Current vs. Ambient Temperature Relative Intensity vs. Ambient Temperature



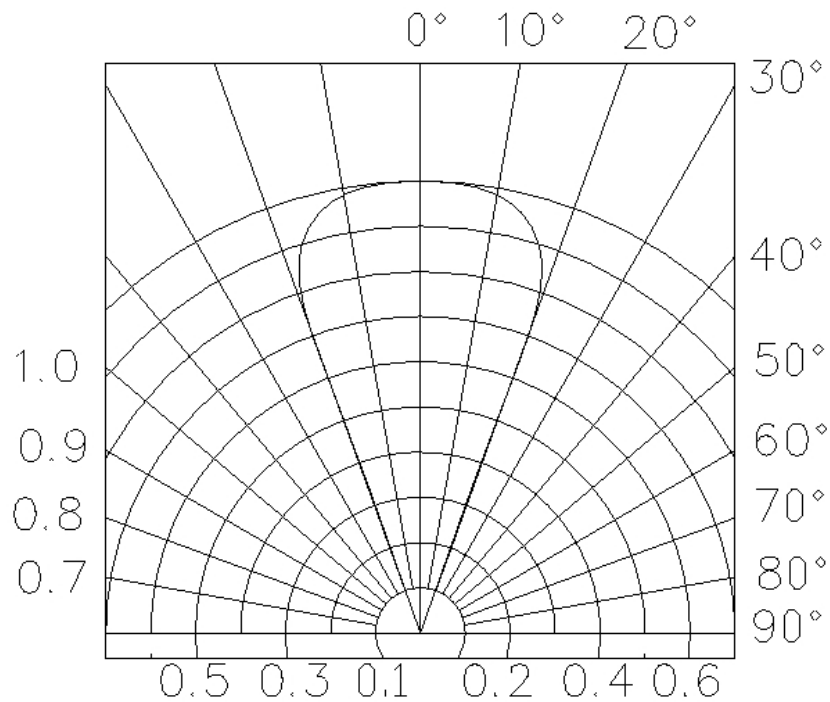
Forward Current vs. Forward Voltage



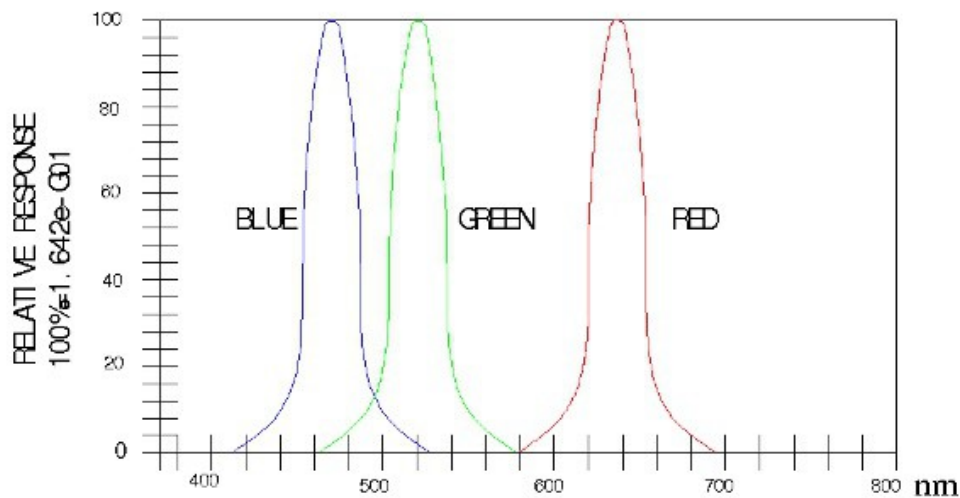
Forward Voltage vs. Ambient Temperature



Spatial Distribution



Spectrum



7. Warranty

- (1) Perform an acceptance inspection on arrival of the goods. Return the defectives if any stipulating the disqualification and quantity.
- (2) Embedding the LEDs into the application and the verification of life and other qualities in practical use shall be executed by user.
- (3) Do not use the LEDs for the applications that require the higher reliability and security and that may endanger life and health by the breakdown and the malfunction. Seller shall not bear any responsibility or liability with respect to any claims and damages caused by user's usage of the LEDs without following our intended purpose or any written consent.
- (4) Seller shall not bear responsibility for any damages or defects caused by improper operation at the current in excess of the absolute maximum ratings that are not covered by warranty.