



Wireless dimming remote controller

RFP-M1M3-3A



■ Features

- Remote is fashionable, slim, portable.
- Receiver is small,exquisite and easy to install.
- Remote with low power-consumption,long distance, strong penetrating ability.
- RF controller with independent ID and anti-interference.
- 4096 grey scale.
- One receiver compatible with 6 different remote,that is use one receiver can experience dimming, color temperature and RGB control.
- RF remote is simple operation.
- Automatic sleep mode, when the touch remote unattended operation over 30s,it can automatically enter standby mode to extend battery life.
- 5 year warranty

■ Application

- LED Strip lighting
- Indoor LED lighting
- LED decorative lighting

■ Description

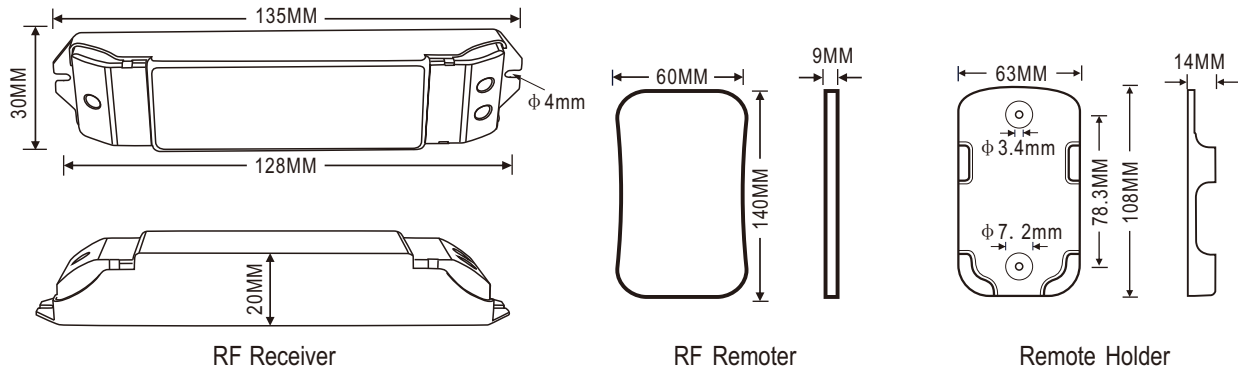
RF controller's wireless signal is strong penetrating ability.And with independent ID, it is anti-interference. The receiver can be controlled by 10 remote at most, so collocation with different remote, it can experience dimming, color temperature and RGB controlled. With high gray scale performance, the dimming is more gentle, dynamic changing modes plentiful.

SPECIFICATION

Remote:	Receiver :
Model : M1	Model : M3-3A
Power Input: DC3V (battery CR2032)	Power Input: 12~24VDC
Working Frequency : 433.92MHz	Max Current Load : 3Ax3CH
Remote Distance : 40~50m	Max Output Power : 108W (12V) / 216W (24V)
Working Temp.: -30°C~55°C	Gray level : Max4096x4096x4096
Working Humidity : 20~90% RH non-condensing	Working Temp. : -30°C~55°C
Dimensions : L104xW58xH9 (mm)	Working Humidity : 20~90% RH non-condensing
Weight(N.W.): 42g	Dimensions : L135xW30xH20 (mm)
	Weight(N.W.) : 47g
Total Weight(G.W.) : 0.14Kg(Blister)	
Packing:0.14Kg;50pcs/7.53Kg/L44xW32xH21cm	



■ Mechanical Specification

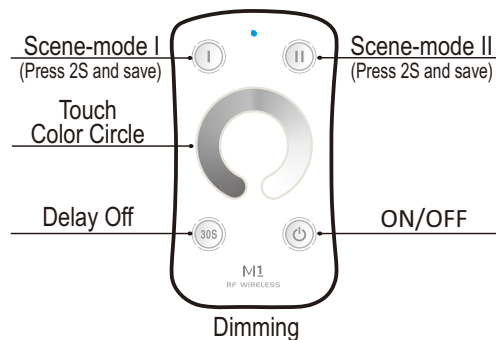


■ The Learning ID Method of Remote Control:

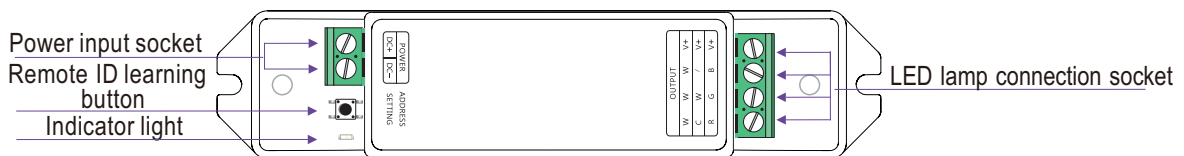
Remote control has been matched to the receiver before leave factory, if deleted accidentally, you can learn ID as follow.
 Learning ID: Short press ID learning button on the receiver, the running light is on, then press any key on the remote control, the running light flashes several times, activated.
 Cancel ID: Long press ID learning button on the receiver for 5 seconds.
 One receiver can be matched with max 10 remote.

■ Operating Instruction for Remote Control

Sleep Mode:
 when the remote unattended operation over 30s, it can automatically enter standby mode to extend battery life. press any of these four keys to continue.



■ Operating Instruction for Receiver :



Output instruction for compatible remote

Output	Function	Remote
W W W V+	Dimming	M1
C W / V+	Color Temp.	M2 M5
R G B V+	RGB control	M7

■ Connection

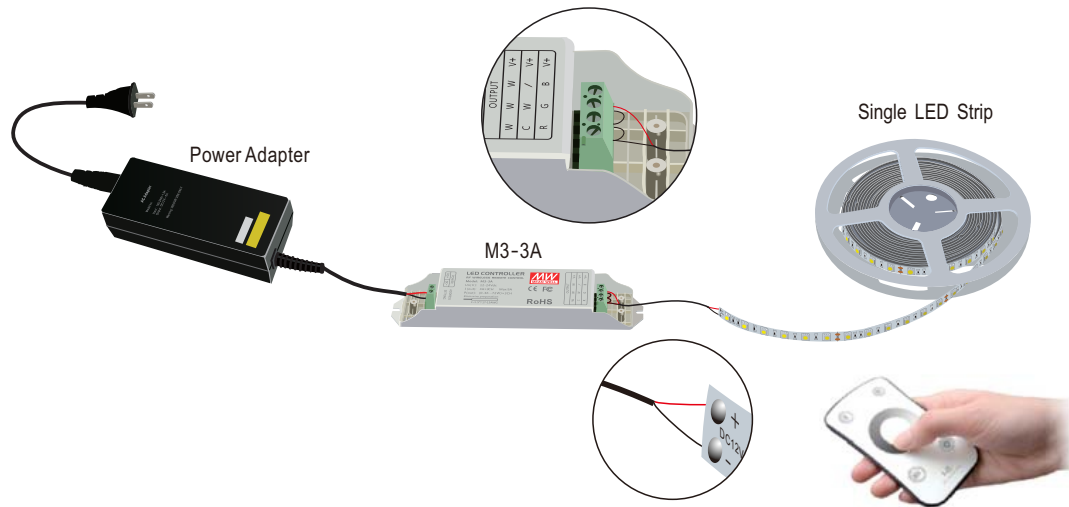


Figure A

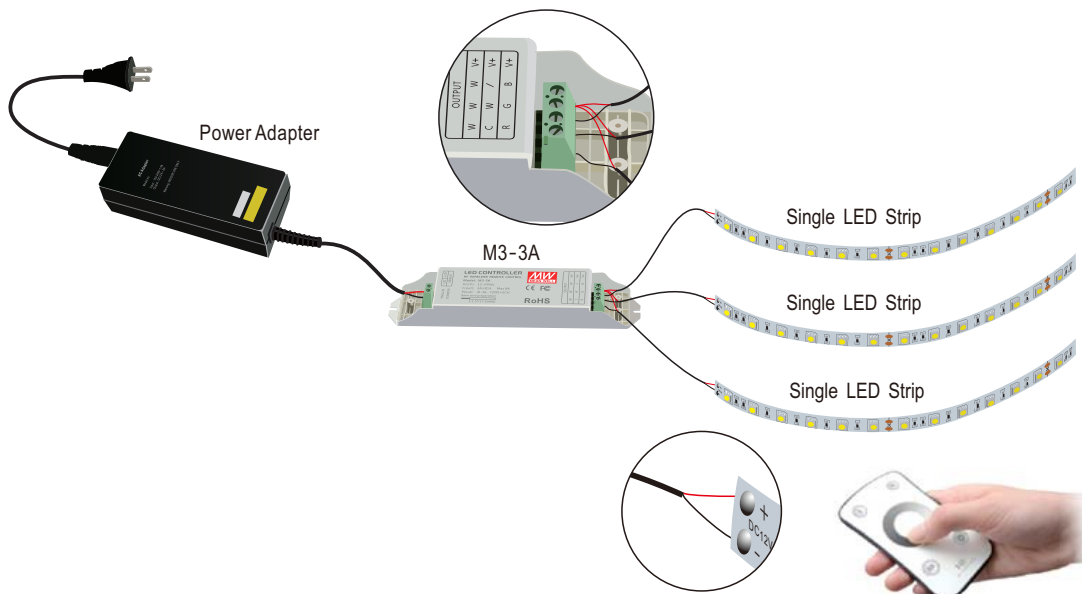


Figure B

Note: Connection according to the strip with the actual definition of location wiring, line color only for reference.

■ Caution

1. The product shall be installed and serviced by a qualified person.
2. This product is non-waterproof. Please avoid the sun and rain. When installed outdoors please ensure it is mounted in a water proof enclosure.
3. Good heat dissipation will prolong the working life of the controller. Please ensure good ventilation.
4. Please check if the output voltage of any LED power supplies used comply with the working voltage of the product.
5. Please ensure that adequate sized cable is used from the controller to the LED lights to carry the current. Please also ensure that the cable is secured tightly in the connector.
6. Ensure all wire connections and polarities are correct before applying power to avoid any damages to the LED lights.
7. If a fault occurs please return the product to your supplier. Do not attempt to fix this product by yourself.