


# Winger Electronics WERRGB01-C2M 5060 PLCC6 SMD LED



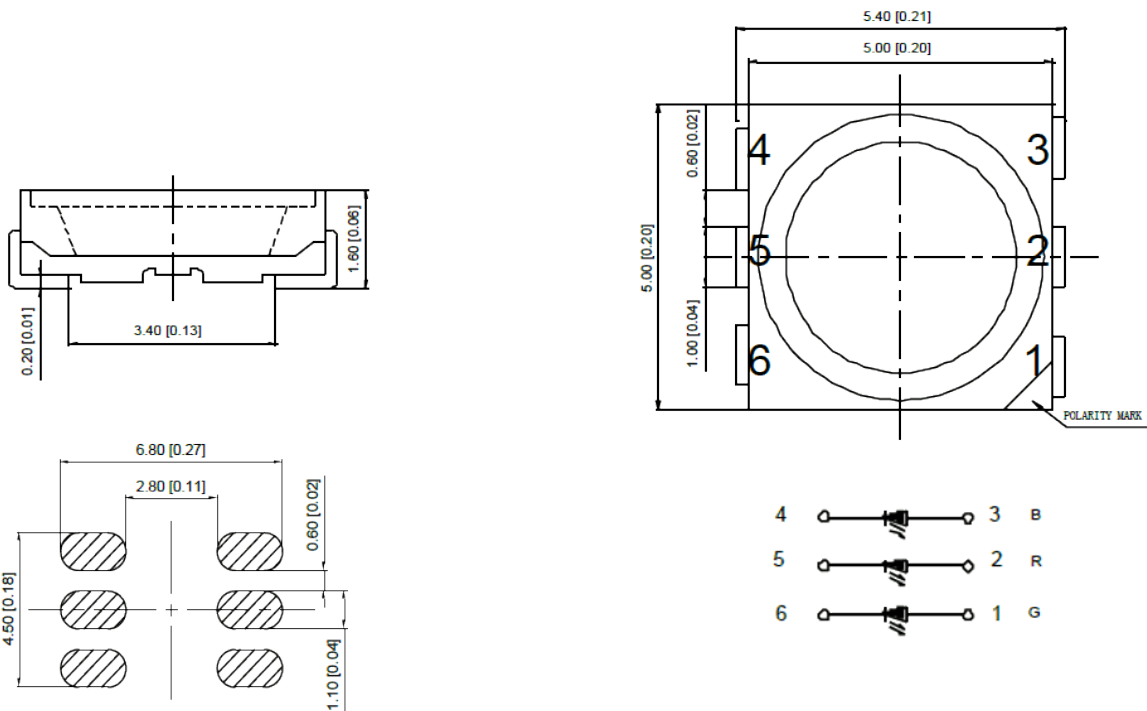
**ATTENTION**  
OBSERVE PRECAUTIONS  
FOR HANDLING  
ELECTROSTATIC  
SENSITIVE DEVICES



## Description

- PLCC6 SMD LED
- Emitting Color: Red, Green, Blue

## Dimension figure



Unit: mm  
Tolerances:  $\pm 0.25$ mm

## Absolute Maximum Ratings

Item	Symbol	Absolute Maximum Rating	Unit
Forward Current	$I_F$	3x 30	mA
Peak Forward Current *	$I_{FP}$	Red: 140 Green: 100 Blue: 100	mA
Reverse Voltage	$V_R$	5	V
Power Dissipation	$P_O$	Red: 75	mW
		Green: 105	
		Blue: 105	
Operating Temperature	$T_{OPR}$	-40 ~ +85	°C
Storage Temperature	$T_{stg}$	-40 ~ +100	°C
Lead Soldering Temperature	$T_{SOL}$	Max. 3 sec @ <300	°C

\* $I_{FP}$  Conditions: 1/10 Duty Cycle, 0.1ms Puls Width

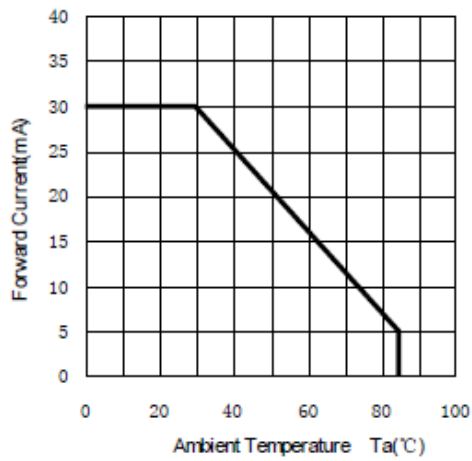
## Typical Optical/Electrical Characteristics

Item	Symbol	Condition		Min.	Typ.	Max.	Unit
Forward Voltage	$V_F$	$I_F=20mA$	Red	1,8	2	2,4	V
			Green	2,8	3,2	3,4	
			Blue	2,8	3,2	3,4	
50% Power Angle			-	120	-	deg	
Luminous Intensity	$I_V$		Red	350	460	600	mcd
			Green	1000	1300	1500	
			Blue	210	270	300	
Dominant Wavelength	$\lambda_D$		Red	-	620	-	nm
			Green	-	520	-	
			Blue	-	470	-	
Recommended Forward Current	$I_{F(rec)}$			-	-	20	mA
Reverse Current	$I_R$	$V_R=5V$	Red	-	-	10	$\mu A$
			Green	-	-	10	
			Blue	-	-	10	

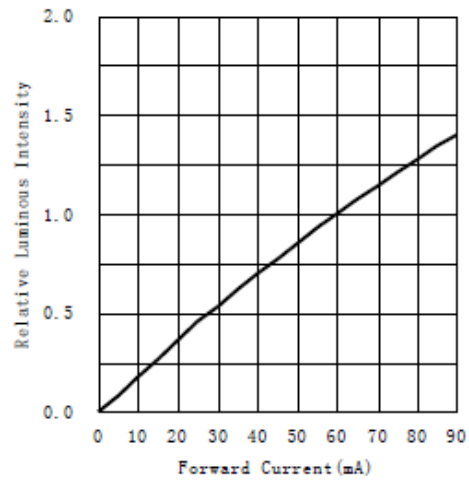
### Notes:

1. Absolute maximum ratings  $T_a=25^\circ C$
2. Measurement Tolerances of Forward Voltage  $\pm 0.1V$
3. Measurement Tolerances of peak wavelength  $\pm 1.0nm$

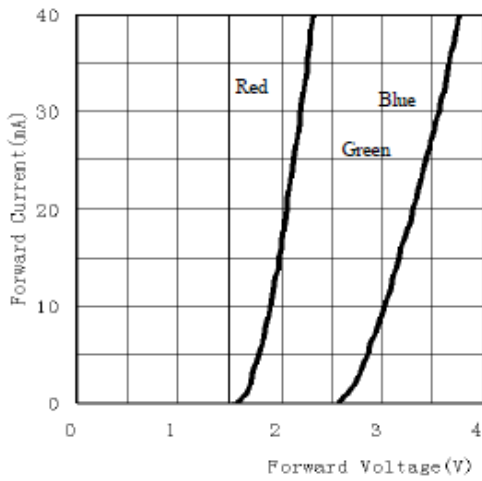
# Typical electrical and optical characteristics



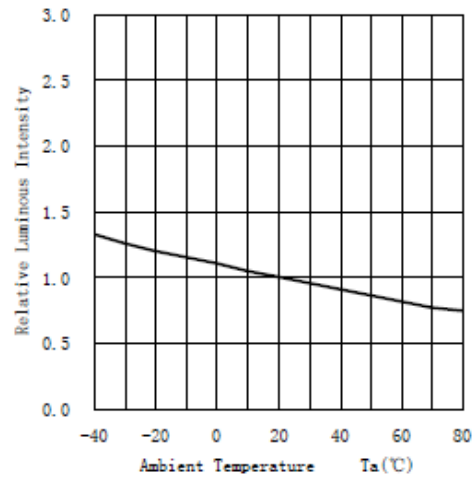
Forward Voltage VS. Forward Current



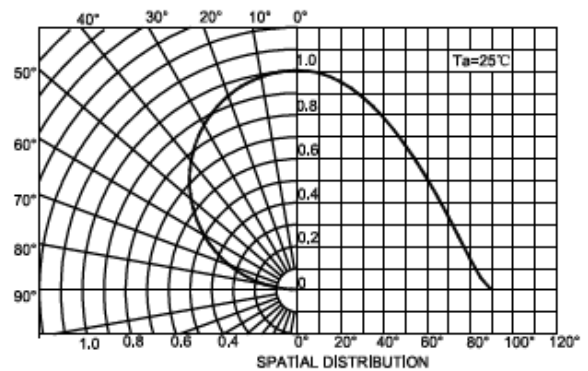
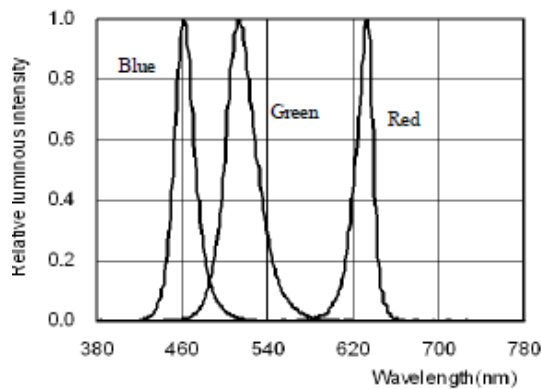
Ambient Temperature VS. Relative Intensity



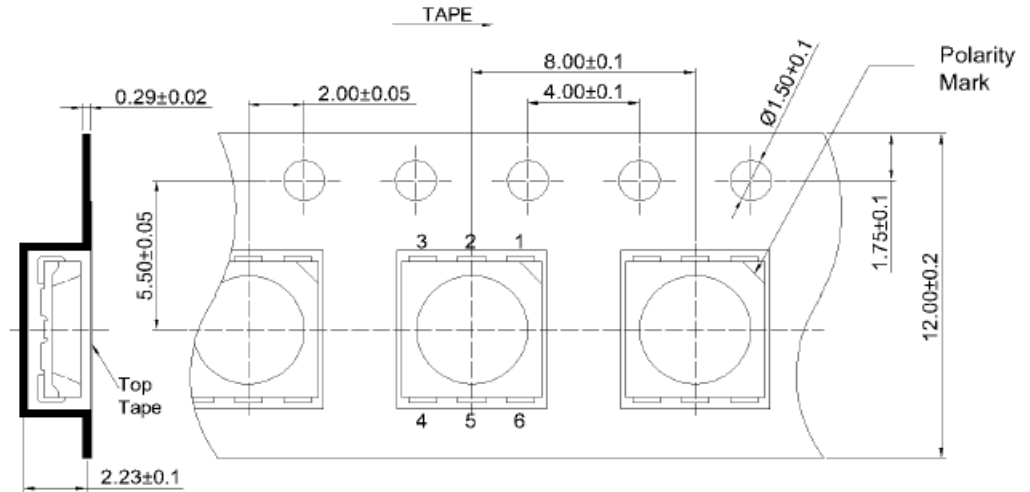
Relative spectral emission



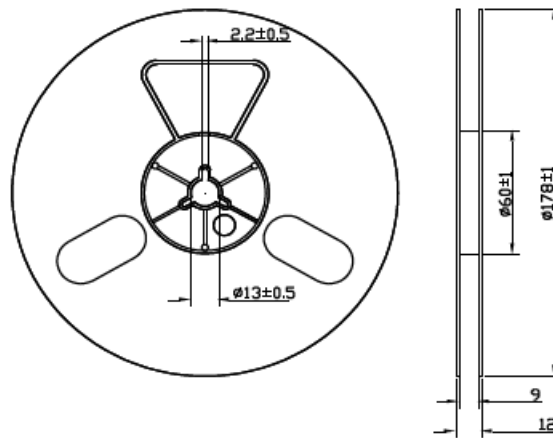
Radiation diagram



## Tape reel dimensions

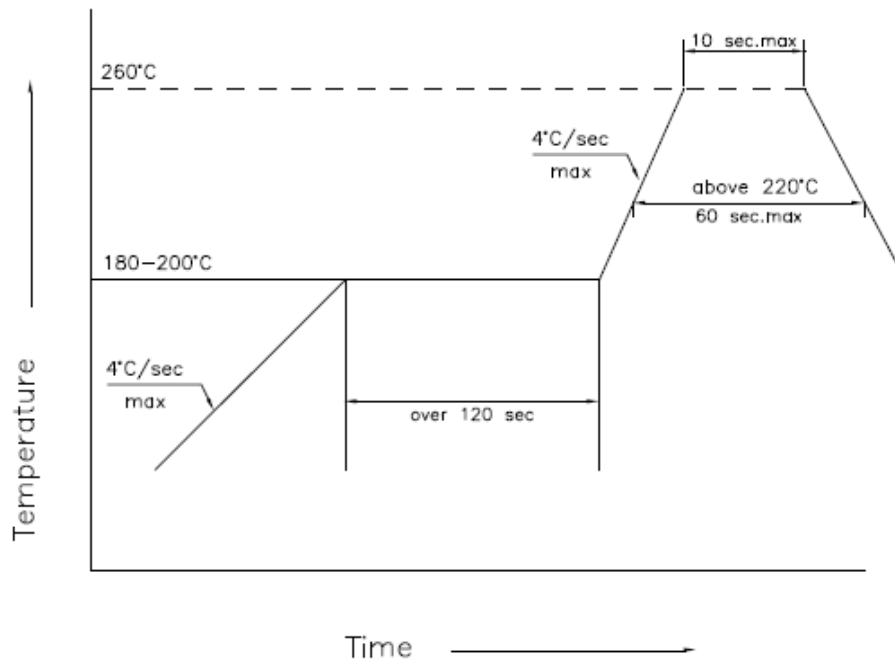


## Reel Dimensions



Loaded QTY 1000pcs per reel

## Reflow soldering profile



## Storage

1. Do not open moisture proof bag before ready to use
2. Before opening the package, LEDs should be kept at 30°C or less and 80% RH or less.
3. After opening the package, LEDs should be kept at 30°C or less and 60% RH or less.
4. The LEDs should be used within one year.
5. The LEDs should be used within 72 hours after opening the package (MSL-Level 4)
6. If the silica gel bag has fabled away or storage time has exceeded, baking treatment should be performed. Conditions: 70±3°C for 24 hours.

## 7. Warranty

- (1) Perform an acceptance inspection on arrival of the goods. Return the defectives if any stipulating the disqualification and quantity.
- (2) Embedding the LEDs into the application and the verification of life and other qualities in practical use shall be executed by user.
- (3) Do not use the LEDs for the applications that require the higher reliability and security and that may endanger life and health by the breakdown and the malfunction. Seller shall not bear any responsibility or liability with respect to any claims and damages caused by user's usage of the LEDs without following our intended purpose or any written consent.
- (4) Seller shall not bear responsibility for any damages or defects caused by improper operation at the current in excess of the absolute maximum ratings that are not covered by warranty.