

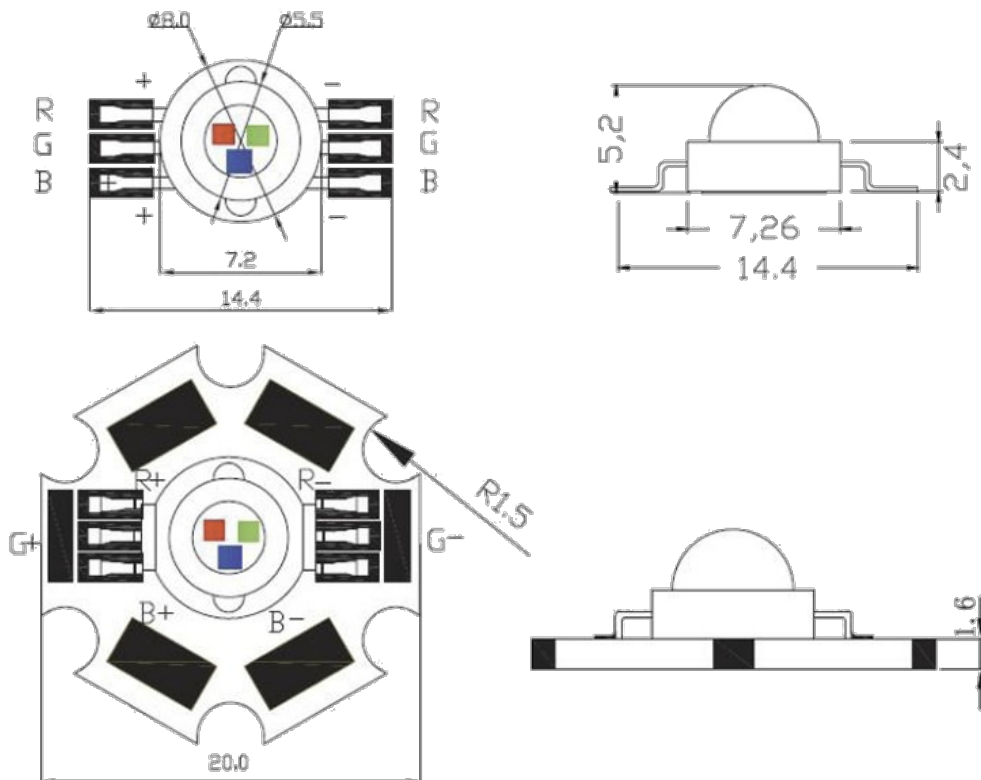
# Winger Electronics WEPRGB9-S1 9W RGB Power LED



## Description

- 3x 3W Power LED
- Emitting Color: Red, Green, Blue

## Dimension figure



Unit: mm  
Tolerances:  $\pm 0.25$ mm

## Absolute Maximum Ratings

Item	Symbol	Absolute Maximum Rating	Unit
Forward Current	$I_F$	3x 700	mA
Peak Forward Current *	$I_{FP}$	3x 1000	mA
Reverse Voltage	$V_R$	5	V
Power Dissipation	$P_O$	3	W
Operating Temperature	$T_{OPR}$	-25 ~ +85	°C
Storage Temperature	$T_{stg}$	-35 ~ +105	°C
Lead Soldering Temperature (3mm from epoxy bulb)	$T_{SOL}$	Max. 5 sec @ 360	°C

\* $I_{FP}$  Conditions: 1/10 Duty Cycle, 0.1ms Puls Width

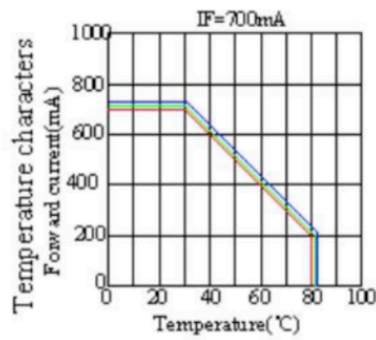
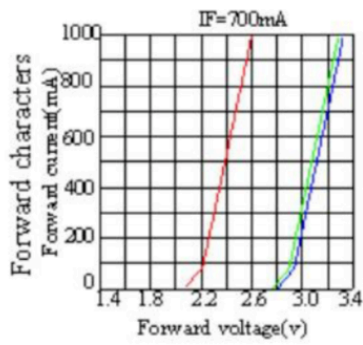
## Typical Optical/Electrical Characteristics

Item	Symbol	Condition		Min.	Typ.	Max.	Unit
Forward Voltage	$V_F$	$I_F=700\text{mA}$	Red	2,2	2,4	2,6	V
			Green	3,2	3,4	3,6	
			Blue	3,2	3,4	3,6	
50% Power Angle				-	120	140	deg
Luminous Intensity	$I_V$		Red	70	80	90	lm
			Green	110	120	140	
			Blue	30	40	50	
Dominant Wavelength	$\lambda_D$		Red	620	625	630	nm
			Green	520	525	530	
		Blue	460	465	470		
Recommended Forward Current	$I_{F(rec)}$			-	-	700	mA
Reverse Current	$I_R$	$V_R=5V$		-	-	10	$\mu A$

### Notes:

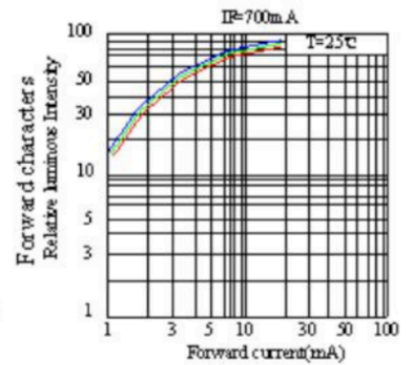
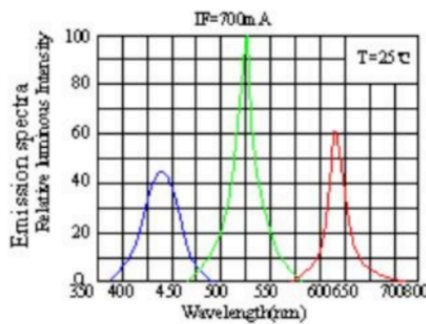
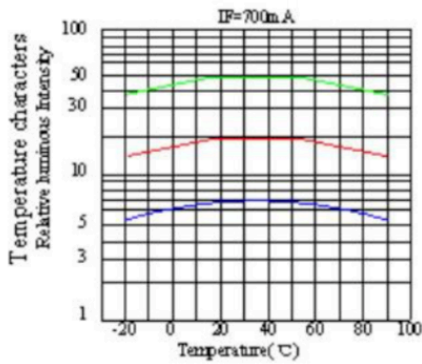
1. It's strongly recommended to limit die temperature to 55°C
2. Absolute maximum ratings  $T_a=25^\circ\text{C}$
3. Measurement Tolerances of Forward Voltage  $\pm 0.1V$
4. Measurement Tolerances of peak wavelength  $\pm 2.0\text{nm}$
5. Measurement Tolerances of luminous intensity  $\pm 15\%$
6. Measurement Tolerances of angle intensity  $\pm 15\%$

# Typical electrical and optical characteristics

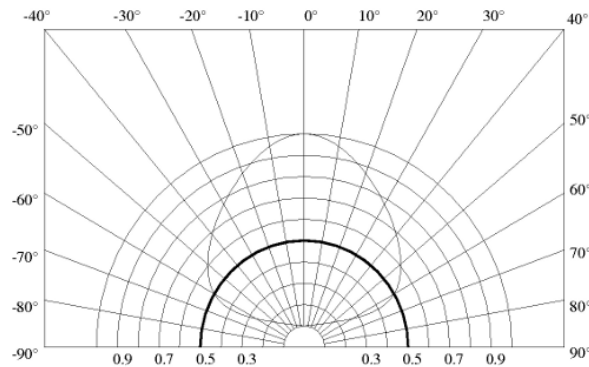


**Notes:**

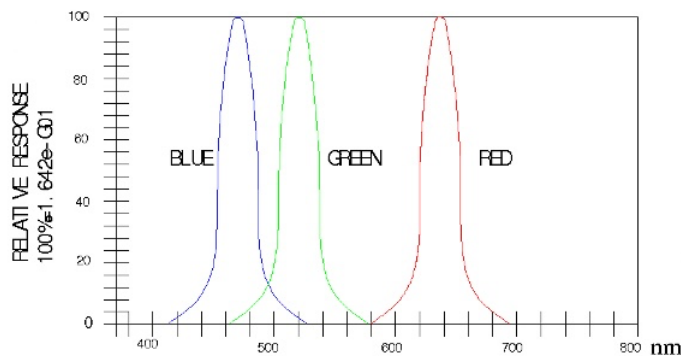
The data are an typical presentation of the product, Contact customer service for details of technical information and warranty. The product is sensitive to static antistatic operation environment is recommended. Products are shipped in either bulk bag package or taping.



## Spatial Distribution



## Spectrum



## **Warranty**

- (1) Perform an acceptance inspection on arrival of the goods. Return the defectives if any stipulating the disqualification and quantity.
- (2) Embedding the LEDs into the application and the verification of life and other qualities in practical use shall be executed by user.
- (3) Do not use the LEDs for the applications that require the higher reliability and security and that may endanger life and health by the breakdown and the malfunction. Seller shall not bear any responsibility or liability with respect to any claims and damages caused by user's usage of the LEDs without following our intended purpose or any written consent.
- (4) Seller shall not bear responsibility for any damages or defects caused by improper operation at the current in excess of the absolute maximum ratings that are not covered by warranty.