

# Winger Electronics WEPWW1-S1 1W warm-white Power LED



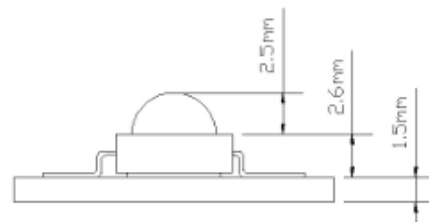
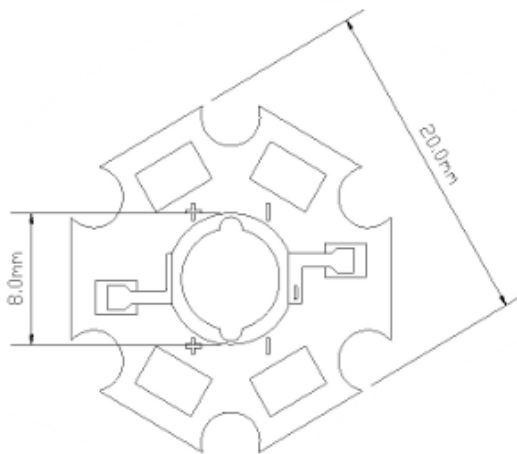
**ATTENTION**  
OBSERVE PRECAUTIONS  
FOR HANDLING  
ELECTROSTATIC  
SENSITIVE DEVICES



## Description

- 1W Power LED
- Emitting Color: warm-white

## Dimension figure



Unit: mm  
Tolerances:  $\pm 0.25\text{mm}$

## Absolute Maximum Ratings

| Item                       | Symbol    | Absolute Maximum Rating | Unit |
|----------------------------|-----------|-------------------------|------|
| Forward Current            | $I_F$     | 350                     | mA   |
| Peak Forward Current *     | $I_{FP}$  | 700                     | mA   |
| Reverse Voltage            | $V_R$     | 5                       | V    |
| Power Dissipation          | $P_O$     | 1                       | W    |
| Operating Temperature      | $T_{OPR}$ | -30 ~ +60               | °C   |
| Storage Temperature        | $T_{stg}$ | -30 ~ +60               | °C   |
| Lead Soldering Temperature | $T_{SOL}$ | Max. 5 sec @ 260        | °C   |

\* $I_{FP}$  Conditions: 1/10 Duty Cycle, 0.1ms Puls Width

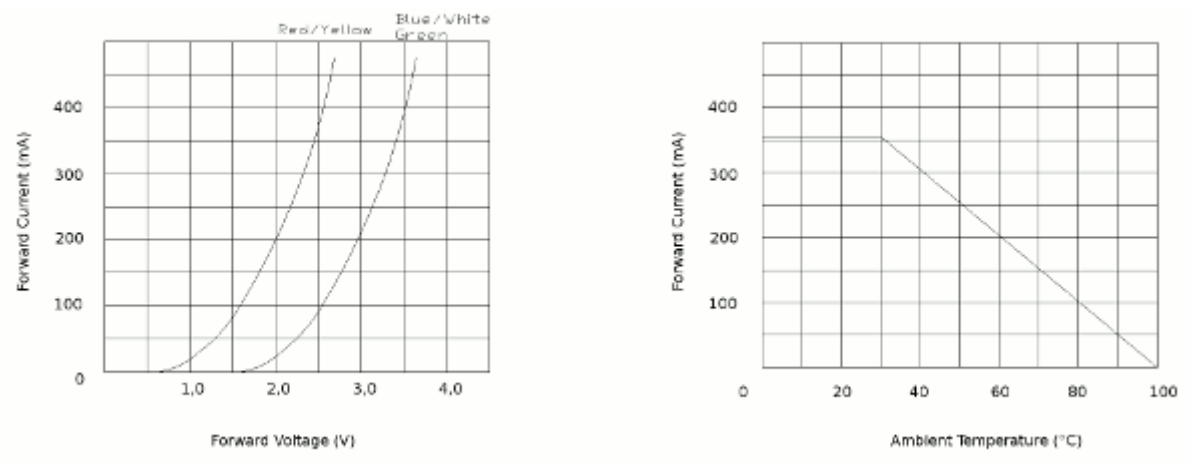
## Typical Optical/Electrical Characteristics

| Item                        | Symbol       | Condition   | Min. | Typ. | Max. | Unit    |
|-----------------------------|--------------|-------------|------|------|------|---------|
| Forward Voltage             | $V_F$        | $I_F=350mA$ | 3,2  | 3,4  | 3,6  | V       |
| 50% Power Angle             |              |             | -    | 120  | -    | deg     |
| Luminous Intensity          | $I_V$        |             | -    | -    | 90   | lm      |
| Dominant Wavelength         | $\lambda_D$  |             | -    | -    | -    | nm      |
| Color Temperature           | $T_C$        |             | 2800 | -    | 3300 | K       |
| Recommended Forward Current | $I_{F(rec)}$ |             | -    | -    | 350  | mA      |
| Reverse Current             | $I_R$        | $V_R=5V$    | -    | -    | 20   | $\mu A$ |

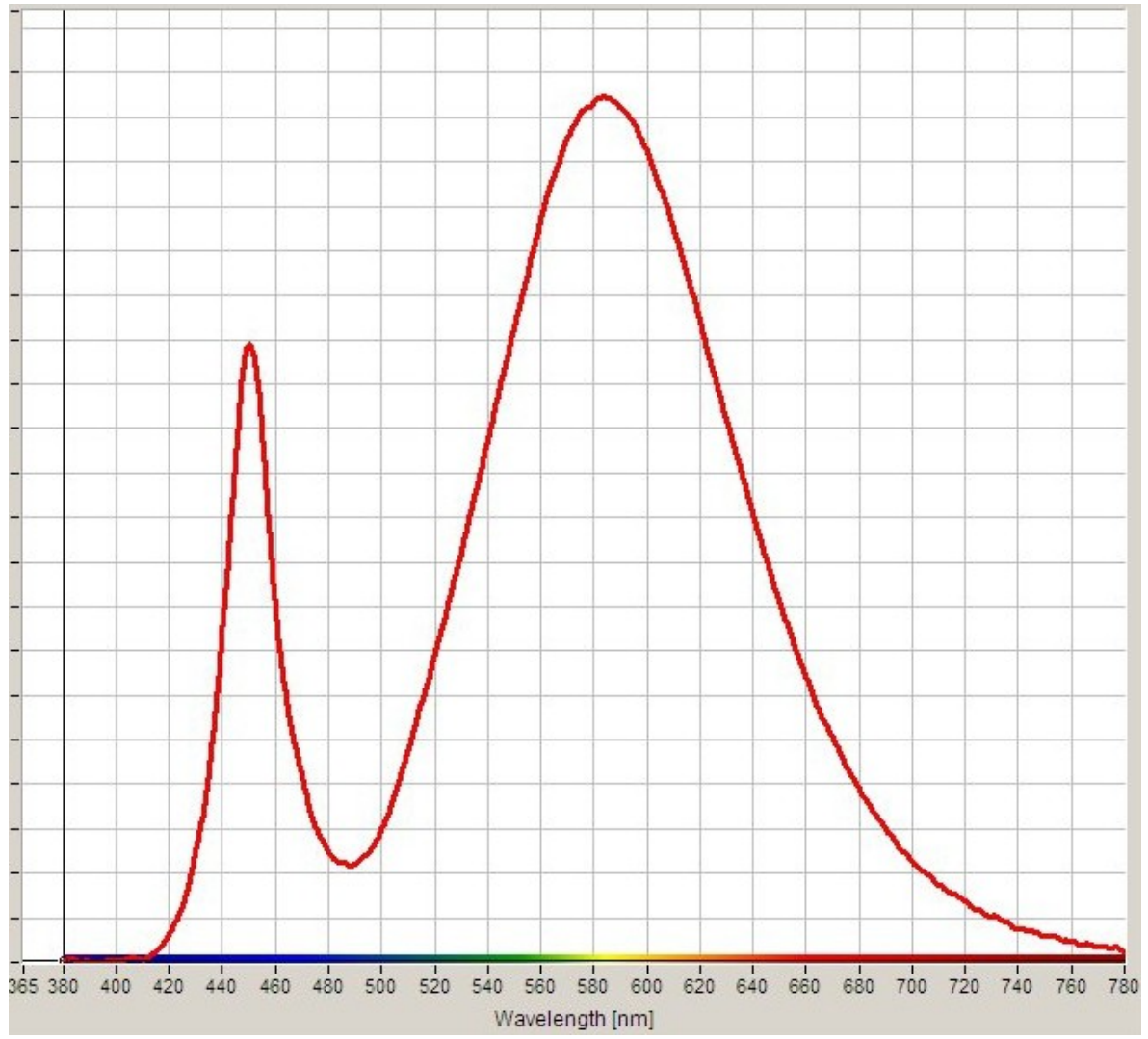
### Notes:

1. It's strongly recommended to limit die temperature to 55°C
2. Absolute maximum ratings  $T_a=25^\circ C$
3. Measurement Tolerances of Forward Voltage  $\pm 0.1V$
4. Measurement Tolerances of peak wavelength  $\pm 2.0nm$
5. Measurement Tolerances of luminous intensity  $\pm 15\%$
6. Measurement Tolerances of angle intensity  $\pm 15\%$

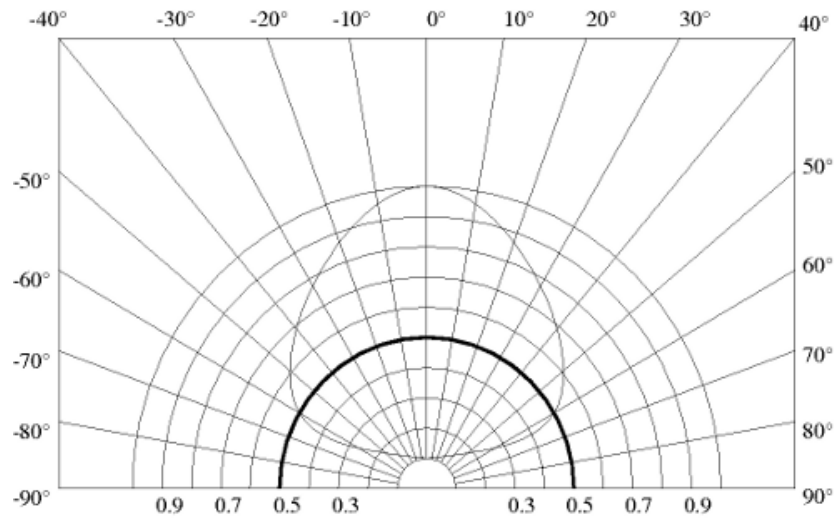
# Typical electrical and optical characteristics



# Spectrum



## Spatial Distribution



### 7. Warranty

- (1) Perform an acceptance inspection on arrival of the goods. Return the defectives if any stipulating the disqualification and quantity.
- (2) Embedding the LEDs into the application and the verification of life and other qualities in practical use shall be executed by user.
- (3) Do not use the LEDs for the applications that require the higher reliability and security and that may endanger life and health by the breakdown and the malfunction. Seller shall not bear any responsibility or liability with respect to any claims and damages caused by user's usage of the LEDs without following our intended purpose or any written consent.
- (4) Seller shall not bear responsibility for any damages or defects caused by improper operation at the current in excess of the absolute maximum ratings that are not covered by warranty.